

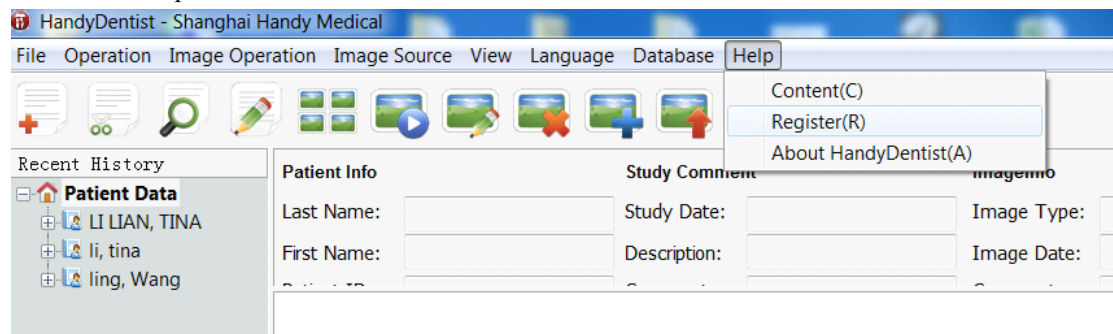
# HandyDentist Registration

After you installed the HandyDentist Imaging Software, it would be a trial version and you can use it for 30 days before register it officially .

## How To Register

### Under computer with internet connection!

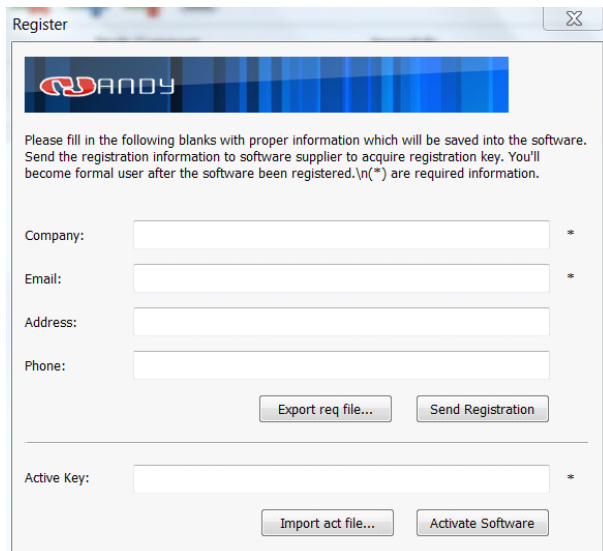
1.Click on Help in menu bar

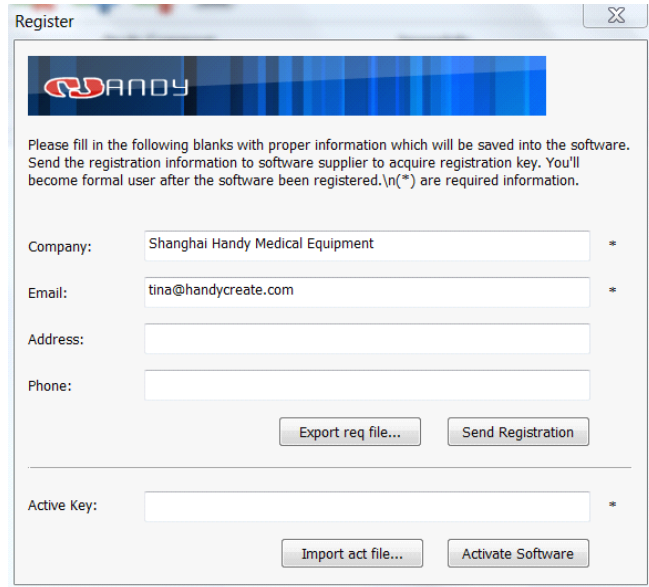



2.Select Register

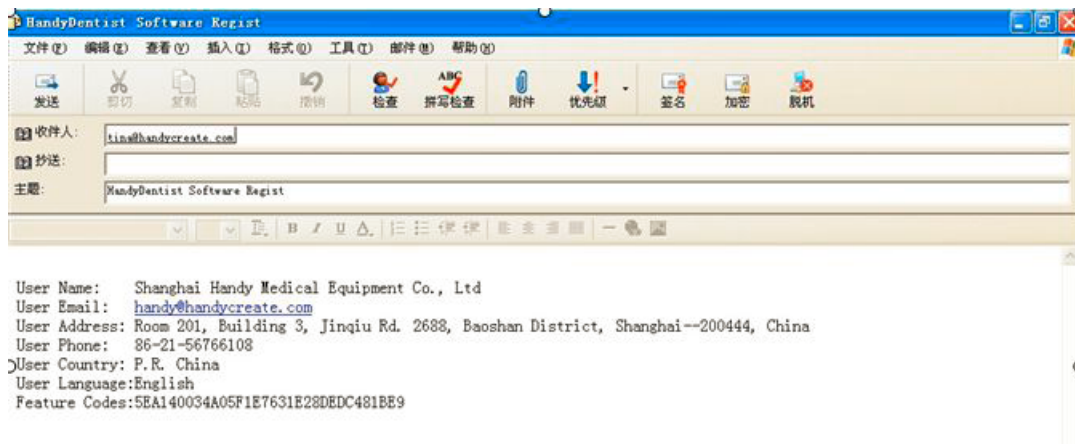
3.Please fill in the information , the following is an example .

(Please pay attention that company and email are two items that must be filed in .)

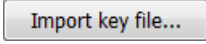
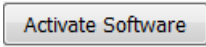
A screenshot of the 'Register' dialog box. At the top, there is the 'HANDY' logo. Below the logo, there is a text block: 'Please fill in the following blanks with proper information which will be saved into the software. Send the registration information to software supplier to acquire registration key. You'll become formal user after the software been registered.\n(\*) are required information.' The dialog contains several input fields: 'Company:', 'Email:', 'Address:', 'Phone:', and 'Active Key:'. Each of these fields has an asterisk (\*) to its right, indicating they are required. Below the 'Company:' field are two buttons: 'Export req file...' and 'Send Registration'. Below the 'Active Key:' field are two buttons: 'Import act file...' and 'Activate Software'.



3. And then click on the button  , the following email will pops up automatically by system's outlook .

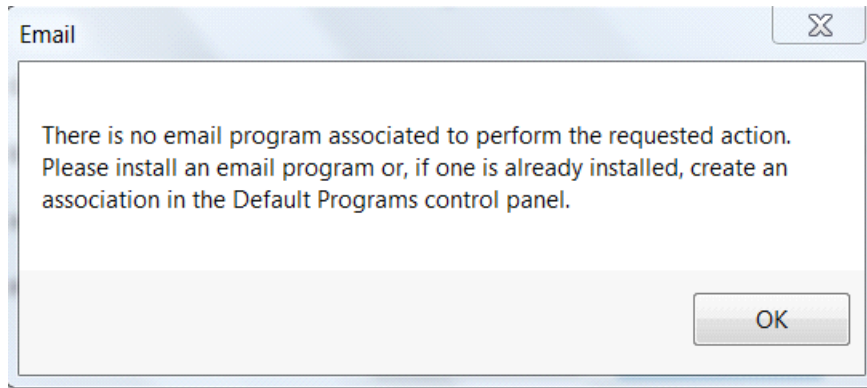


Please send the email directly,as soon as we receive your registration application ,we will send the registration code file

After you receive the key file, Please click on button  , import the key file into registration windows, then click on the button of  .

### **Special Condition :**

If your computer without email server like outlook or foxmail ect , at this time when you click on send registration buttoon , you will see the following information :



At this time we have another way for you , please click on button of export req file, after you input all the information , then send this exported file to : [tina@handycreate.com](mailto:tina@handycreate.com)

As soon as we receive it we will send back key file to you, then you can import the key file into software to active it .

Thank you .